



CITY OF BEND

# **Water Conservation in Bend: Stretching Water Supplies into the Future**

**Dan Denning- Program Manager**

10/18/24

# Agenda

---

- Bend water overview
- Program evolution
- Challenges and effective tools

# A Bend Story



CITY OF BEND

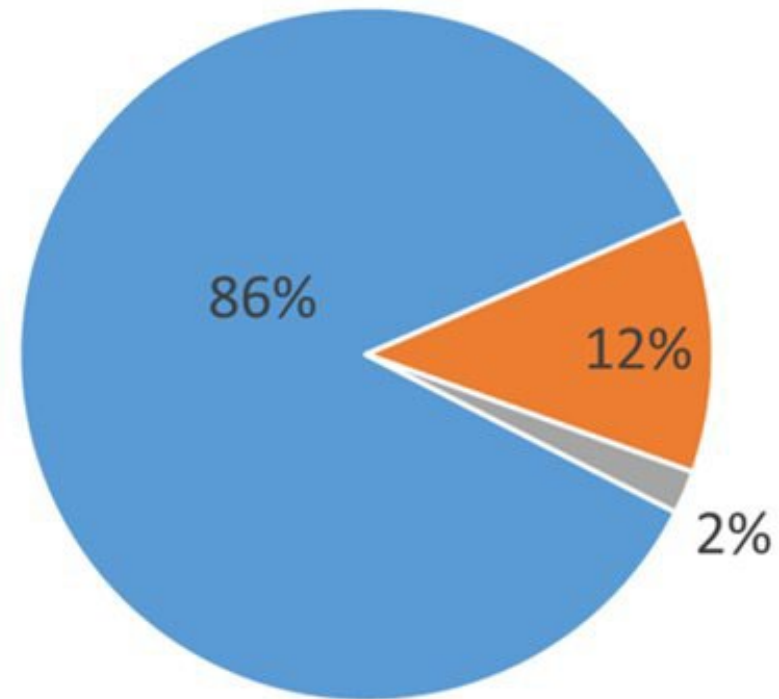
---

## Municipal Water Use

- Only 2% of use Deschutes Basin
- Municipal conservation required
- Water Management & Conservation Plan
- Irrigation Districts are critical participants
- Instream Water Rights are key

Source: Deschutes Basin Study

## Deschutes Basin Water Rights Distribution






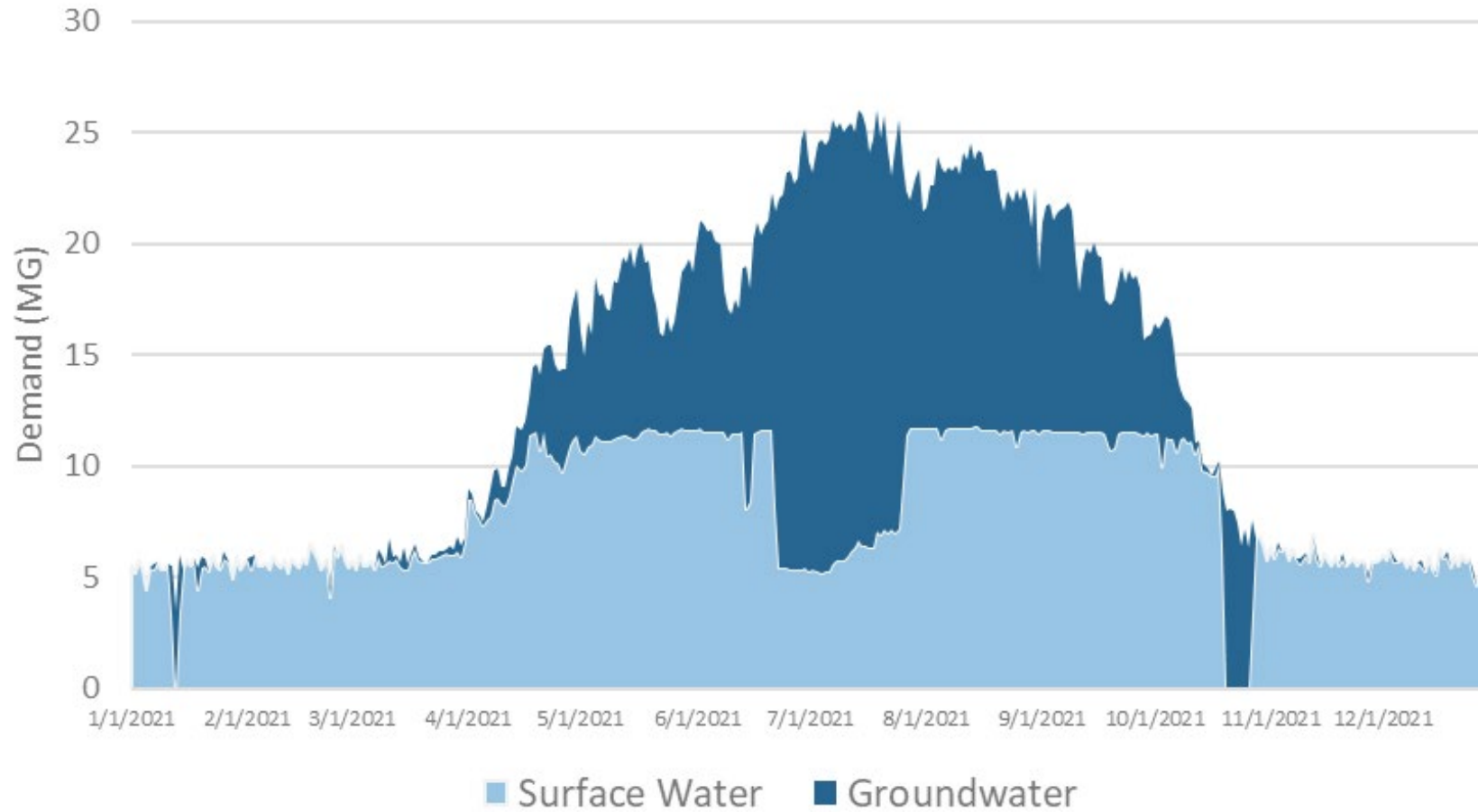
# Bend Water Supplies

---

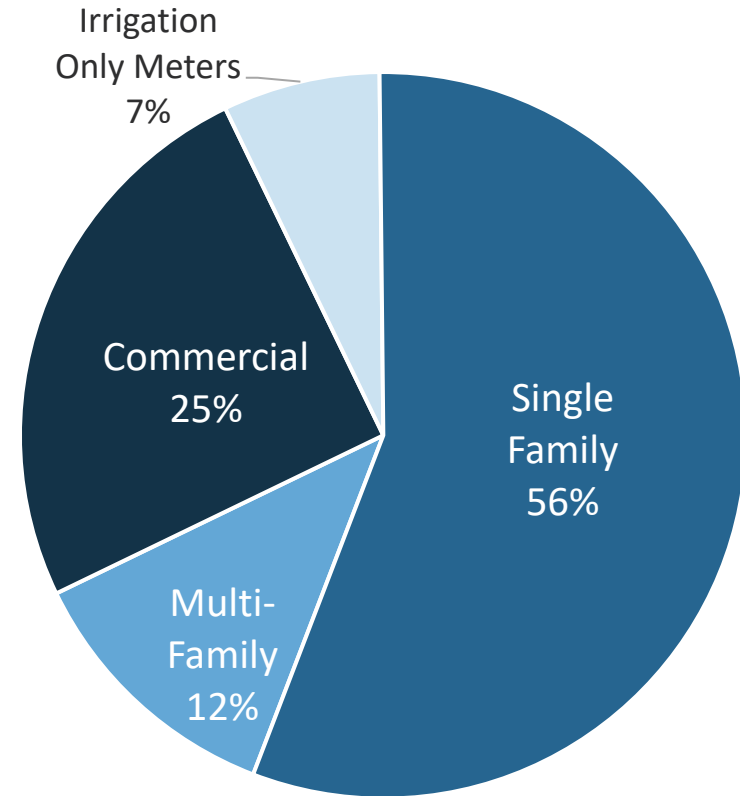
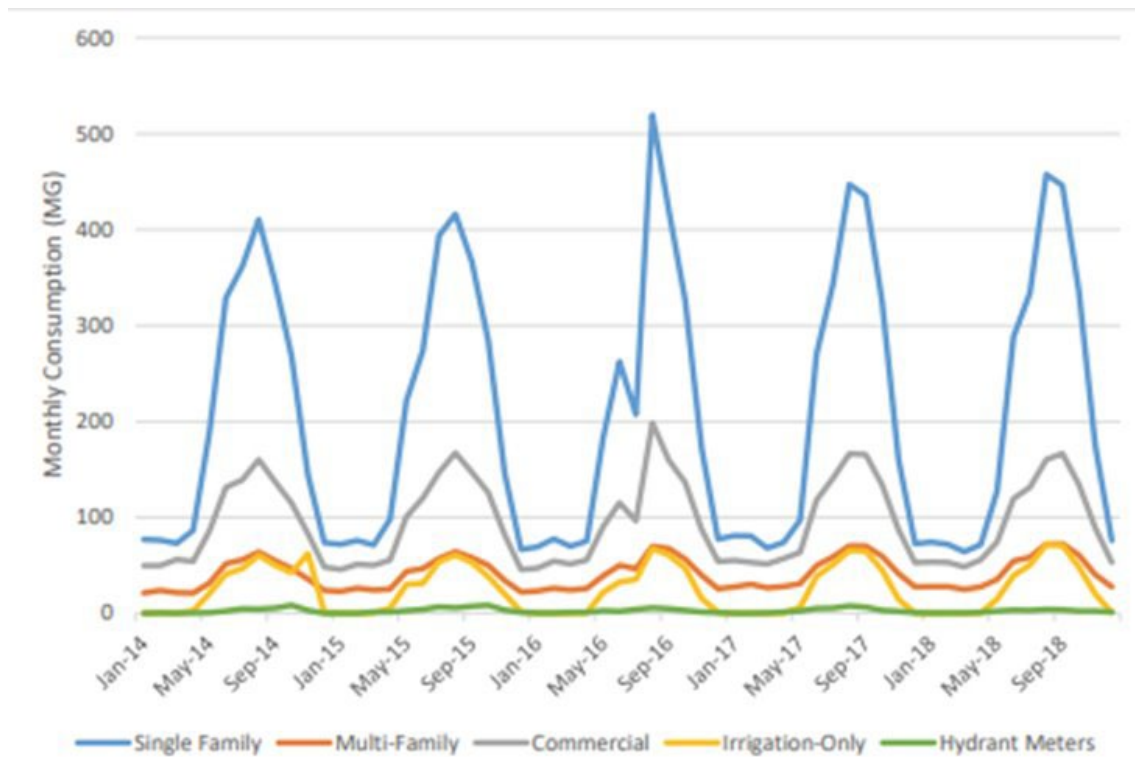
2021 Annual Water Production by Water Source



## 2021 Total Water Production Groundwater and Surface Water

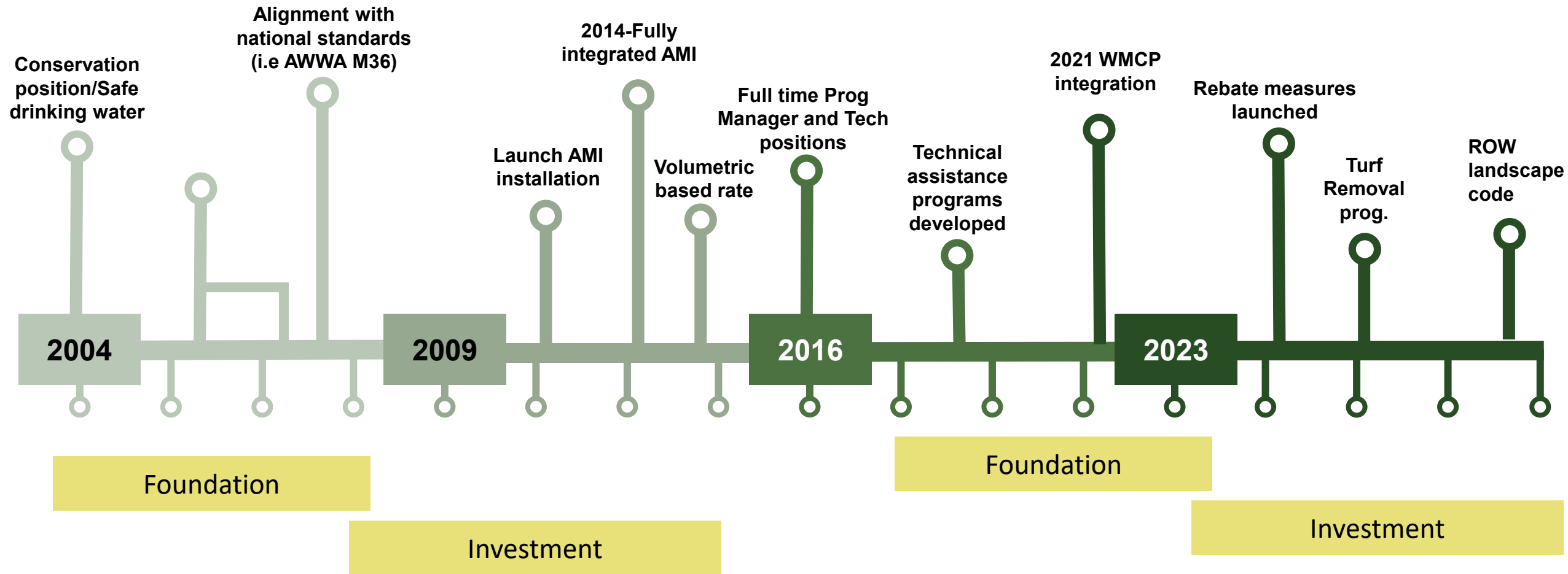


# How Bend Uses Water



■ Multi-Family ■ Commercial ■ Irrigation Only Meters ■ Single Family

# Timeline – Conservation Evolution





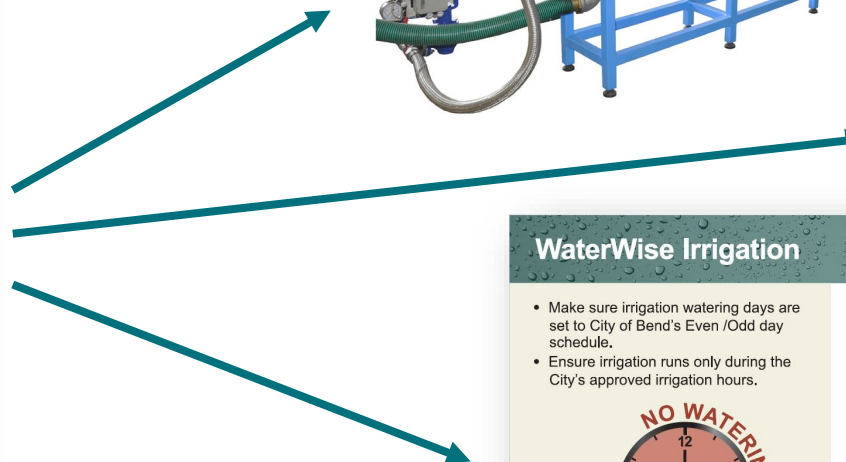
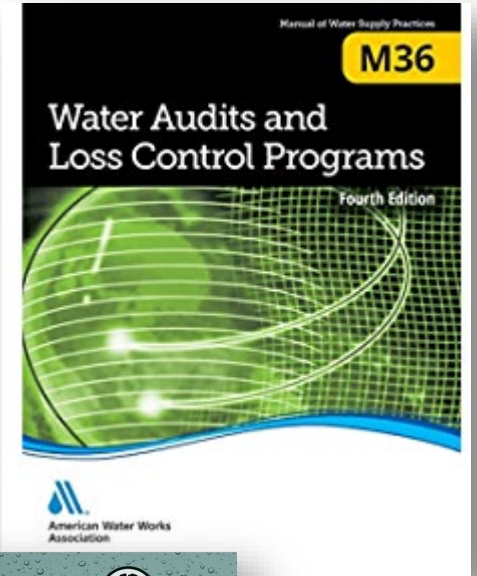
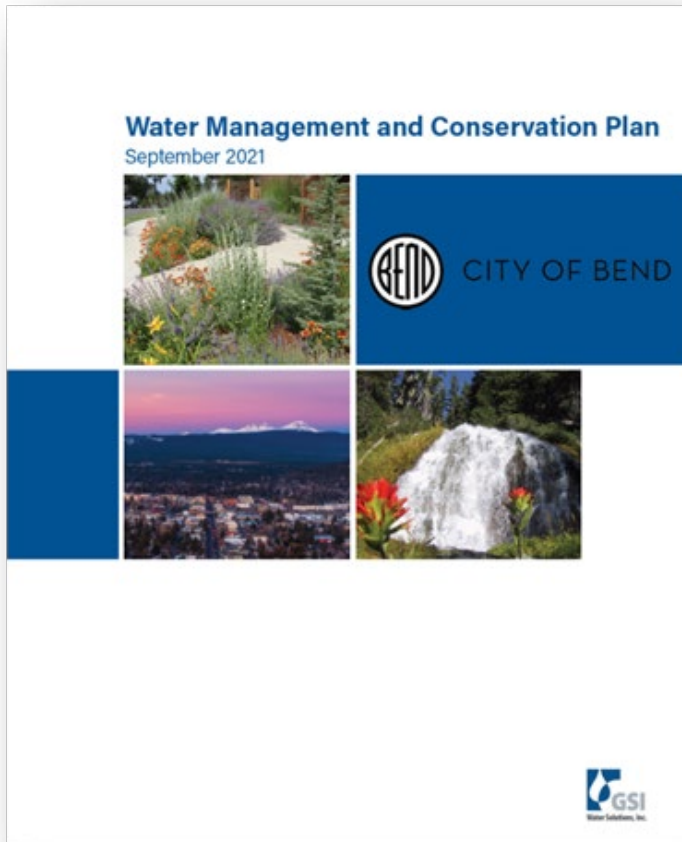
# Building blocks of conservation policy and investment



Aligning with national standards for Utilities

- Creates baseline and guidance to build policy
- I.e. adoption fo M36 Water Audit model
  - Set stage for investment in measurement- **AMI**
  - Reduction in water loss (Non Revenue Water)- **Meter accuracy**
  - Revenue Recovery- **Rate structure**
  - Demand management- **Conservation**

# Regulatory Guidance



### WaterWise Irrigation

UTILITY DEPARTMENT

- Make sure irrigation watering days are set to City of Bend's Even /Odd day schedule.
- Ensure irrigation runs only during the City's approved irrigation hours.

9 am 5 pm

Seasonal Adjust is a MUST!

- Set your controller for peak season (July-August) and use the Seasonal adjust / Water budget % feature to make changes to runtimes throughout the season. Typical settings for the Bend area are seen above.
- Inspect your irrigation system for leaks frequently by running each station.
- Adjust sprinkler heads so all irrigation stays on your property and off streets & sidewalks.

Odd Water Days 437 Even Water Days 438

# Cant save what you cant measure

AMI

WaterSmart



# Our Program



# Education and Outreach



### 2022 WaterShed Wise Landscaping Workshop Series

Join us for another exciting and educational waterwise series, brought to you by the City of Bend's WaterWise Conservation Program. These workshops will cover:

- How to create and maintain healthy soil, the building block of a waterwise landscape.
- Capture water as a resource, reduce runoff, and protect our watersheds. Manage irrigation water effectively by understanding the programming and capabilities of your controller.
- Learn how to maintain your water-efficient turf or maintain it with less resources.

CEU's will be available for contractors in attendance, 1CEU per workshop.

This 2022 WaterWise accredited series is brought to you by City of Bend's WaterWise Program and presented by the award-winning Green Gardens Group.

City of Bend, Oregon - Landscape Webinars

Date	Time	Topic	Location
Tuesday, March 8, 2022	7:00PM-8:00PM	Designing Your Landscape	On-Site
Tuesday, March 15, 2022	7:00PM-8:00PM	Turf, Sodless, Reduces or Storm 2.0 Organic	On-Site
Thursday, March 24, 2022	7:00PM-8:00PM	Designing Your Waterwise Street Irrigation Controller	On-Site

UTILITY DEPARTMENT  
Bend, Oregon 97701  
503.325.1000  
800.541.0000  
800.541.0000

Accommodation Information for People with Disabilities  
To obtain this information in an alternate format such as braille, large print, electronic format, etc, please contact Utility Staff at [info@bendoregon.gov](mailto:info@bendoregon.gov), (503) 325-1000 ext 2, TDD/voice: (503) 325-1000, or fax: (503) 325-1000.



### Your Home Water Report

For August 1st - August 31st, 2022  
This is an informational report and NOT a bill.  
SERVICE ADDRESS: 144 NW ADAMS PL  
ACCOUNT NUMBER: 85555-65

#### Your Water Use

109 gallons per day  
492 CF

Compare Your Past Use for this billing period

Month	Usage (gallons)
Aug 2020	224
Aug 2021	156
Aug 2022	109

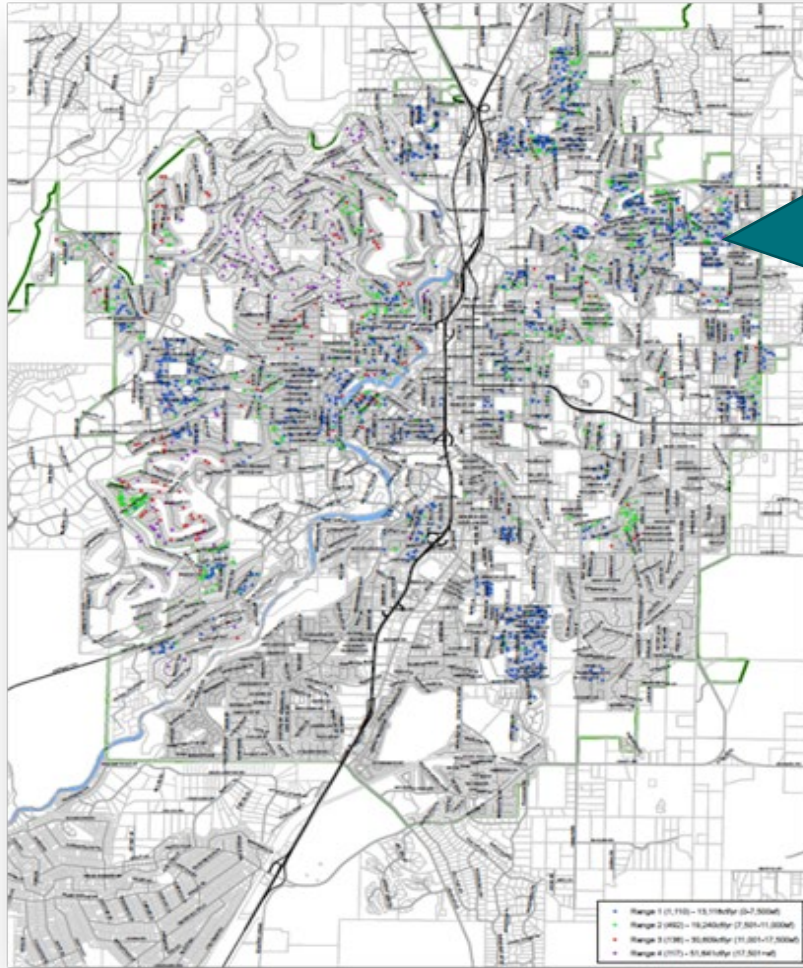
Learn more about your water use >

**Sign up for email leak alerts**  
Sign up for email leak alerts  
"We just fixed a leaky outside faucet. I wouldn't have realized how much we were wasting without the leak alert."  
-Tina W.  
Put your water meter to work. Protect your property and avoid water waste by registering at [bendoregon.gov/watersmart](http://bendoregon.gov/watersmart) today.

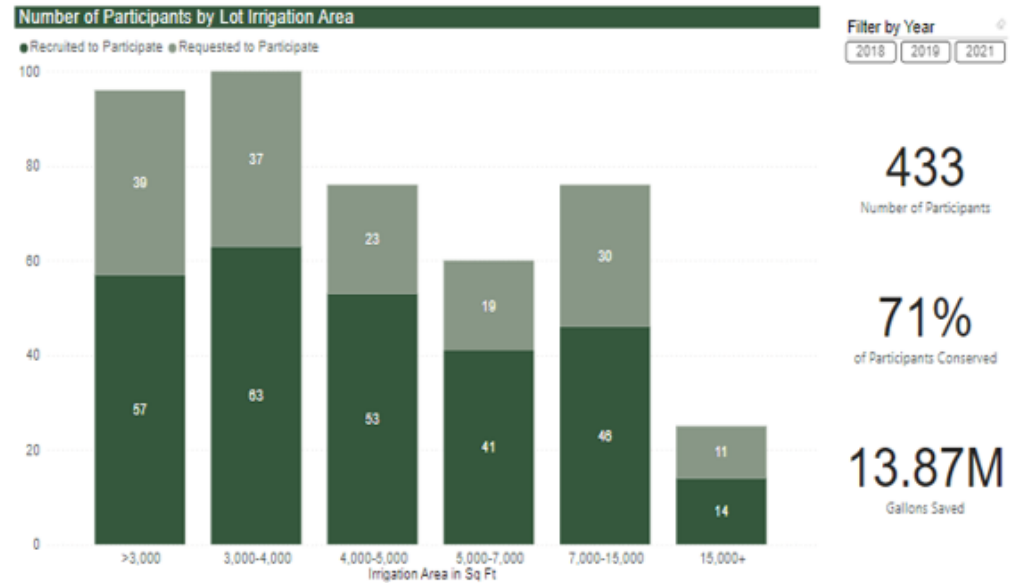
**Fall back to one day per week**  
October is here. Time to turn off and blow out your irrigation system.  
Fall temperatures bring the possibility of freezes which can damage irrigation pipes or cause public safety hazards if runoff freezes on sidewalks or roadways. Reduce runtimes for fall and turn off your irrigation controller by October 15th.




# Data Driven Conservation

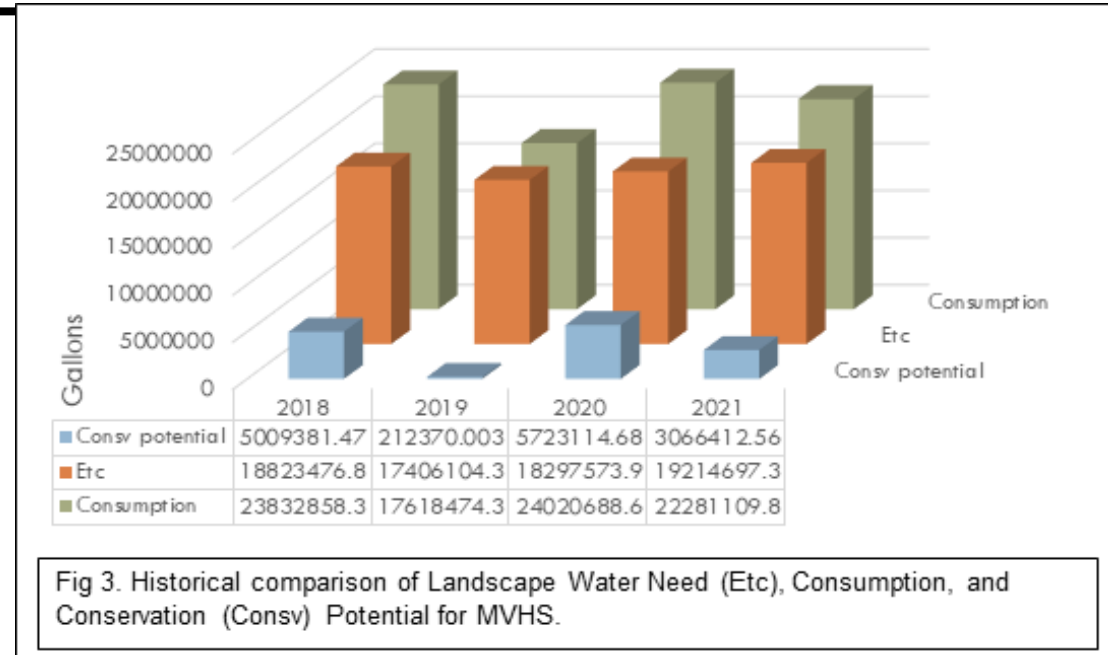


## Sprinkler Inspection Program



# Large water use customers

				
Water Consumption				
Customer Name	May 2021	June 2021	July 2021	August 2
ADMIN SCHOOL DIST #1	914,477	5,555,863	5,175,390	3,569
BEND PARKS & RECREATION	1,470,446	2,086,780	2,506,636	2,304
CITY OF BEND		1,617,339	1,097,981	941
ST CHARLES MEDICAL CENTER		1,184,853	768,219	719
DESCHUTES BREWERY	477,757	487,487	458,505	534
SUNTREE VILLAGE		620,669	410,619	379
10 BARREL BREWING CO	124,369	324,509	285,149	265
C O C C	160,853	276,305	368,138	297
STONE BRIAR APARTMENTS		385,309	240,884	245
BEND RESEARCH INC BRPPD		398,223	208,210	215
DESCHUTES COUNTY	186,305	232,218	231,340	254
RIVERHOUSE PROPERTY LLC	156,434	193,977	221,642	225
MY LUCKY HOUSE	4,738	367,350	287,020	261
ROATS WATER SYSTEM INC		321,000	156,000	161
FRANK JUNGERS		344,019	189,642	200
ASPEN RIDGE RETIREMENT		280,130	176,970	181
SICAMORE SEMI CONDUCTOR INC		242,427	134,884	129
BROKEN TOP COMMUNITY ASSOC		371,487	223,255	228
TOUCHMARK @ MT BACHELOR		277,103	146,006	150
BRIDGES AT SHADOW GLEN HOA		334,068	184,069	195
FRATZKE PROPERTY MANAGEMENT	13,974	274,320	218,022	145
MISSION LINEN SUPPLY	103,310	117,064	144,275	135
COMMONS AT PILOT BUTTE		277,197	133,444	129
BEND PROPERTY MANAGEMENT	26,775	163,104	96,810	98
NASF COMPANY LLC		189,098	137,096	137



# Data Driven Efforts

## Leak Detection

ABOUT

### Detection

LEAK SETTINGS

**16,677** detected

In the past year

🏠 12,099 📄 2,472 📱 2,095 💧 11

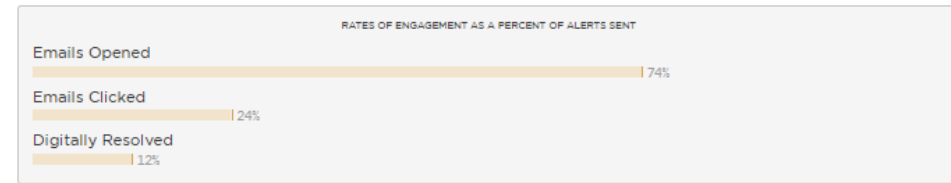
### Alerts

VIEW NOT ALERTED

**11,769** alerted

In the past year

@ 5,876 📄 7,111 📱 2,134 📞 1,980 📧 0



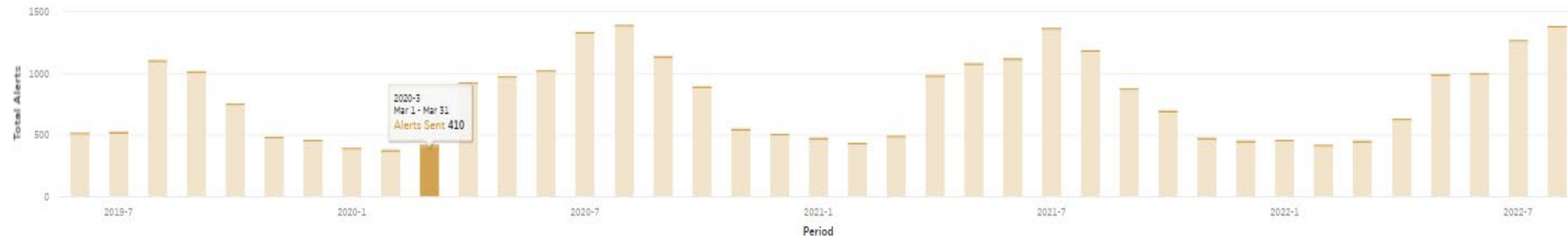
## Leak Alert History

ALERTS SENT LEAK VOLUME SAVINGS

The number of alerts sent is a function of the leak detection thresholds configured for your utility, and the availability of customer contact information. As we collect more customer email addresses, or begin to send opt-out alerts via text, voice, or print, the number of alerts sent will increase.

TIME PERIOD

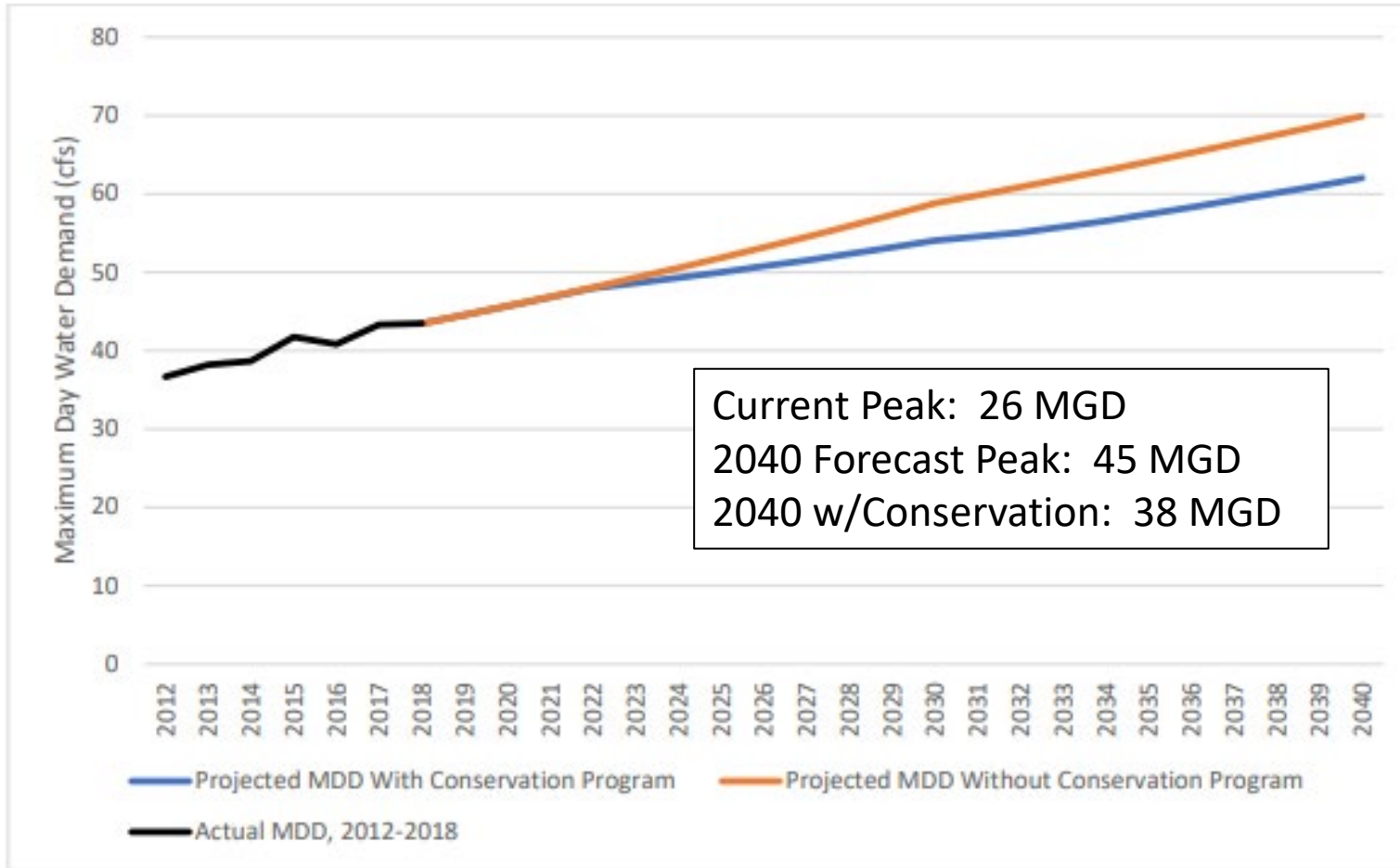
Reading Period ▾






# New Efforts and Challenges

# New Goals for Water Conservation



- Water and cost savings goal:
  - ✓ 20 year conservation potential to offset \$21 million in new infrastructure ( 3 wells and a reservoir)
- Measures to meet goals
  - ✓ Rebate program on water efficient devices
  - ✓ Building code for indoors and outdoor new development
  - ✓ Enforce water waste code
- Cost of new measures
  - ✓ \$11 million invested over 20 years

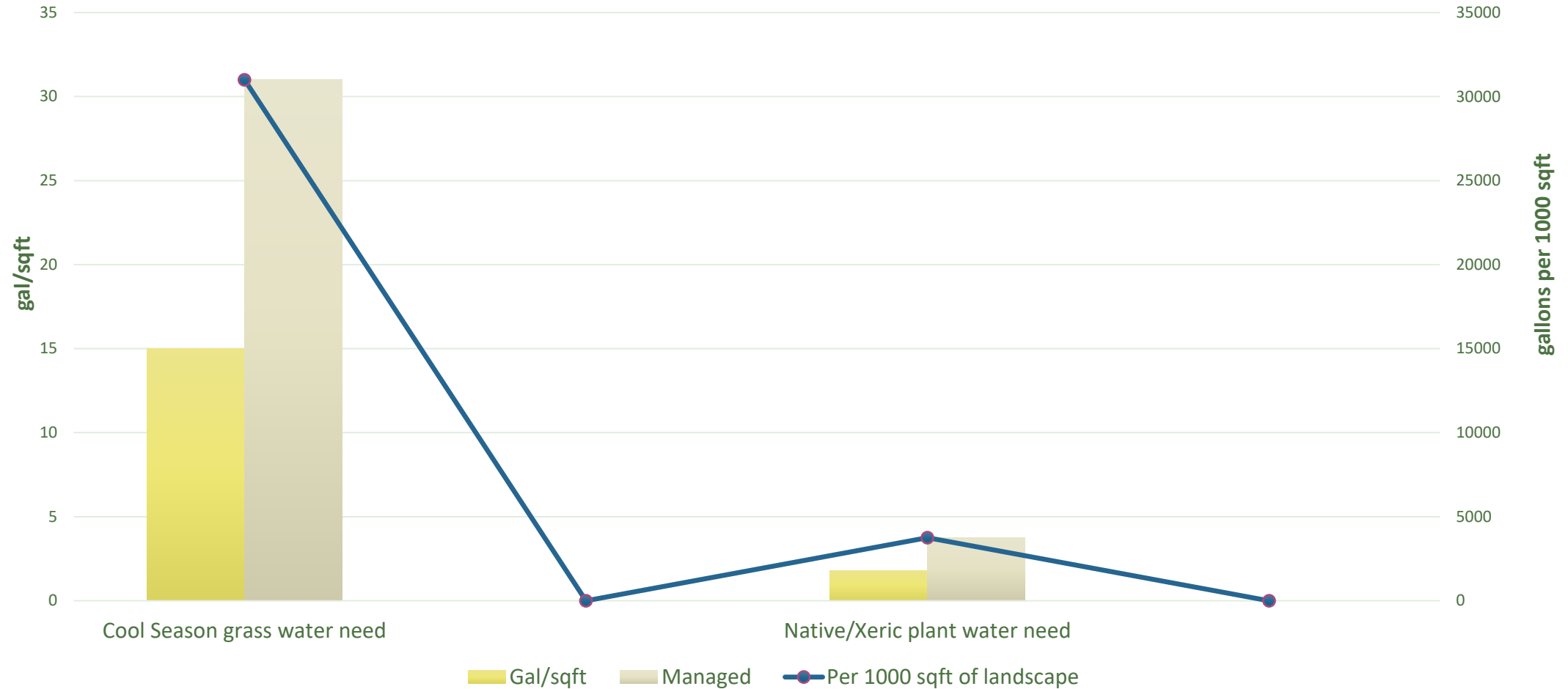




CITY OF BEND

# Need vs. Management

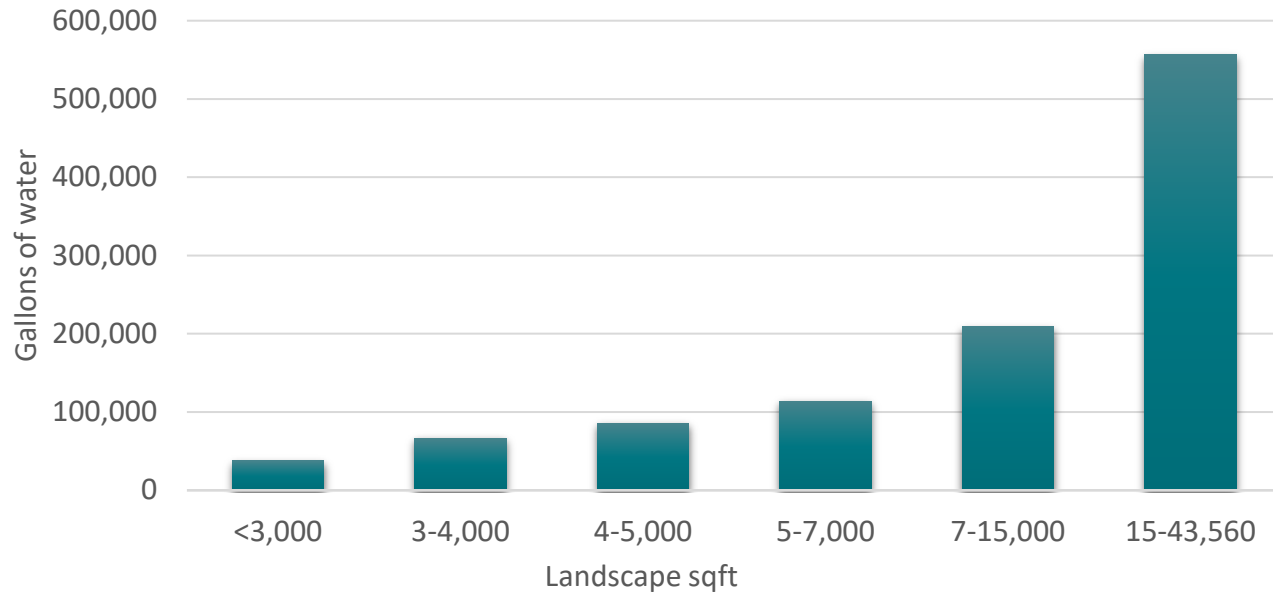
## Plant water need vs. managed use



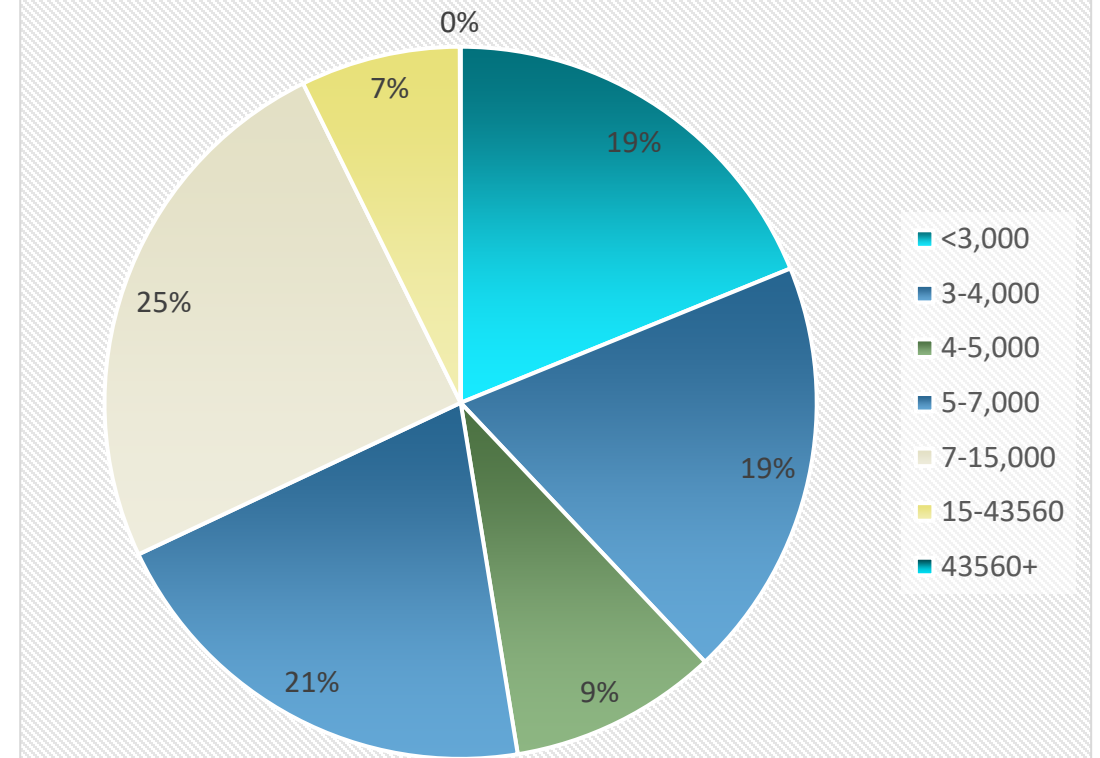


# Impacts/ Savings potential

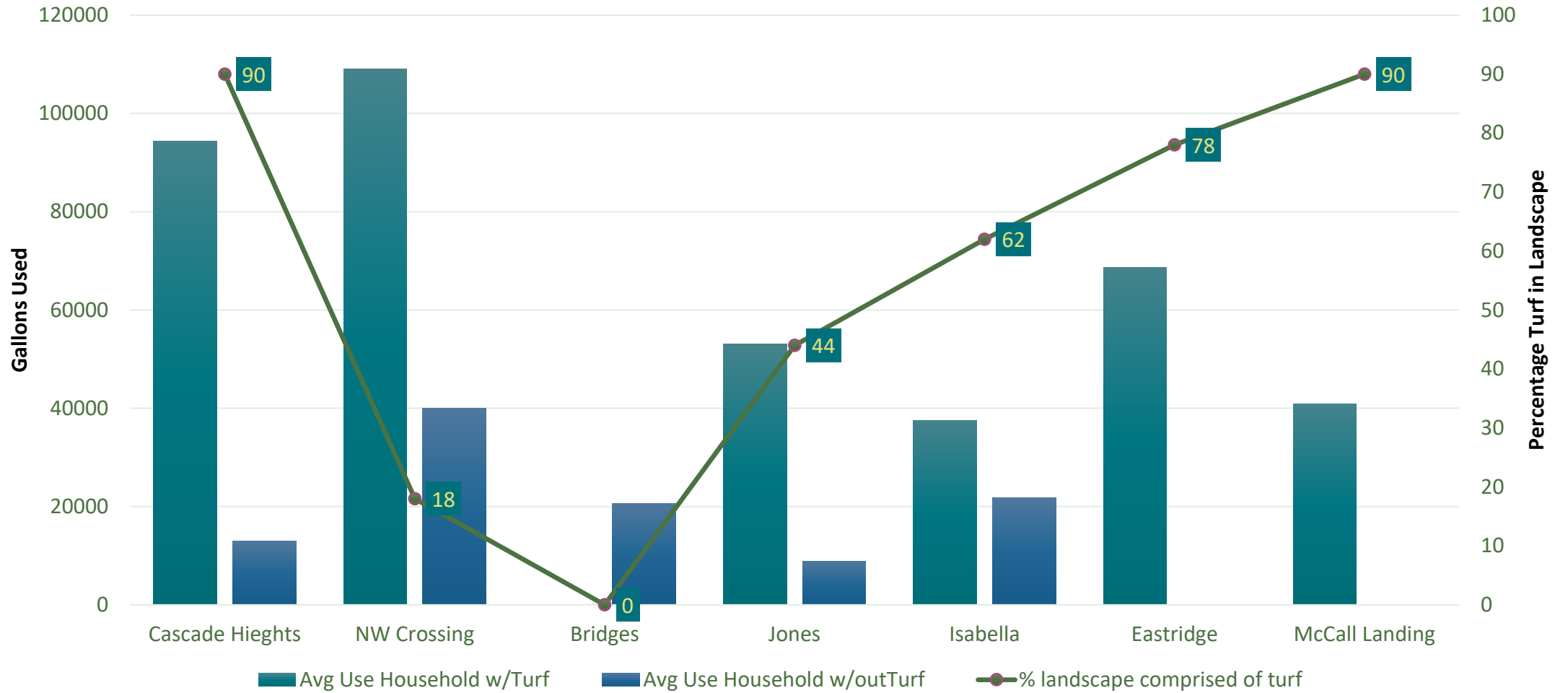
## Annual Water Savings Gal/year by landscape size



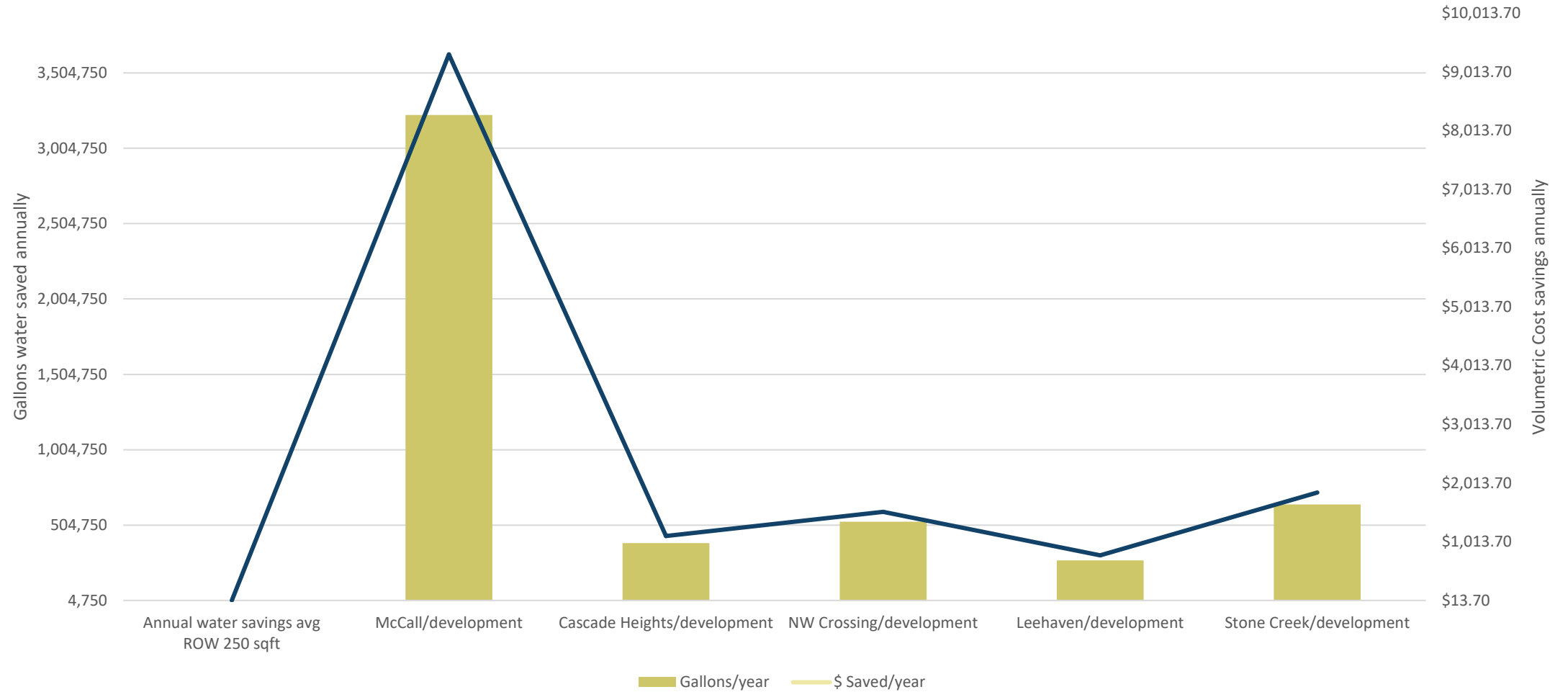
## Bend SFR landscape size distribution



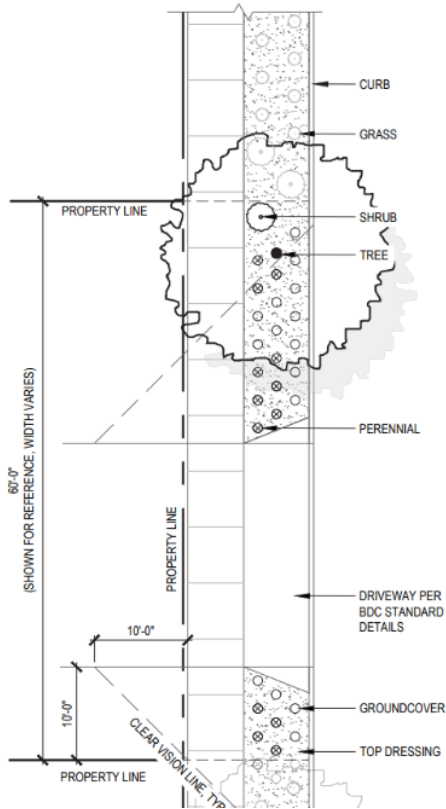
## AVERAGE HOUSEHOLD IRRIGATION USE OF HOMES WITH VS. WITHOUT TURF



## ANNUAL WATER AND COST SAVINGS PER LOT AND ENTIRE DEVELOPMENT (BASED ON AVG SIZE STREET STRIP 250 SQFT)



# Addressing the lawn



NOTES:

1. ALL PLANT MATERIAL IN CLEAR VISION AREA MUST STAY UNDER 24" HEIGHT
2. SOIL SHALL BE AMENDED PER C.O.B. STANDARD SPECIFICATIONS PART II, CHAPTER 12.2.4.2
3. TREE SPACING VARIES, REFER TO STANDARDS AND SPECIFICATIONS CHAPTER 12.2.3.5
4. ALL PLANTING & IRRIGATION SHALL BE INSTALLED PER C.O.B. STANDARDS & SPECIFICATIONS PART II, CHAPTER 12
5. PLANT QUANTITY DEPENDENT ON PARKWAY WIDTH AND DESIGN VARIATIONS. MINIMUM 50% COVERAGE AT MATURITY. APPROX. 10 PLANTS/ 100 SQFT.
6. ANY PLANT SUBSTITUTIONS SHALL BE SUBMITTED TO THE CITY OF BEND FOR APPROVAL. APPROVED PLANTS ARE:

PRE-APPROVED VERY LOW WATER-USE PALETTE

WOODY SHRUBS



ORNAMENTAL GRASSES



PERENNIALS



## Turf Removal Rebate



Save water, money and time by upgrading to a high desert landscape.

Must be a City of Bend water customer to participate.

The City of Bend is offering a Turf Removal Rebate to convert thirsty lawns into a low-water use landscape which provides a colorful, biodiverse and waterwise alternative to traditional lawns. These alternatives can also lower your utility bills and reduce maintenance requirements.



BYE LAWN... HIGH DESERT!

# Challenges

---

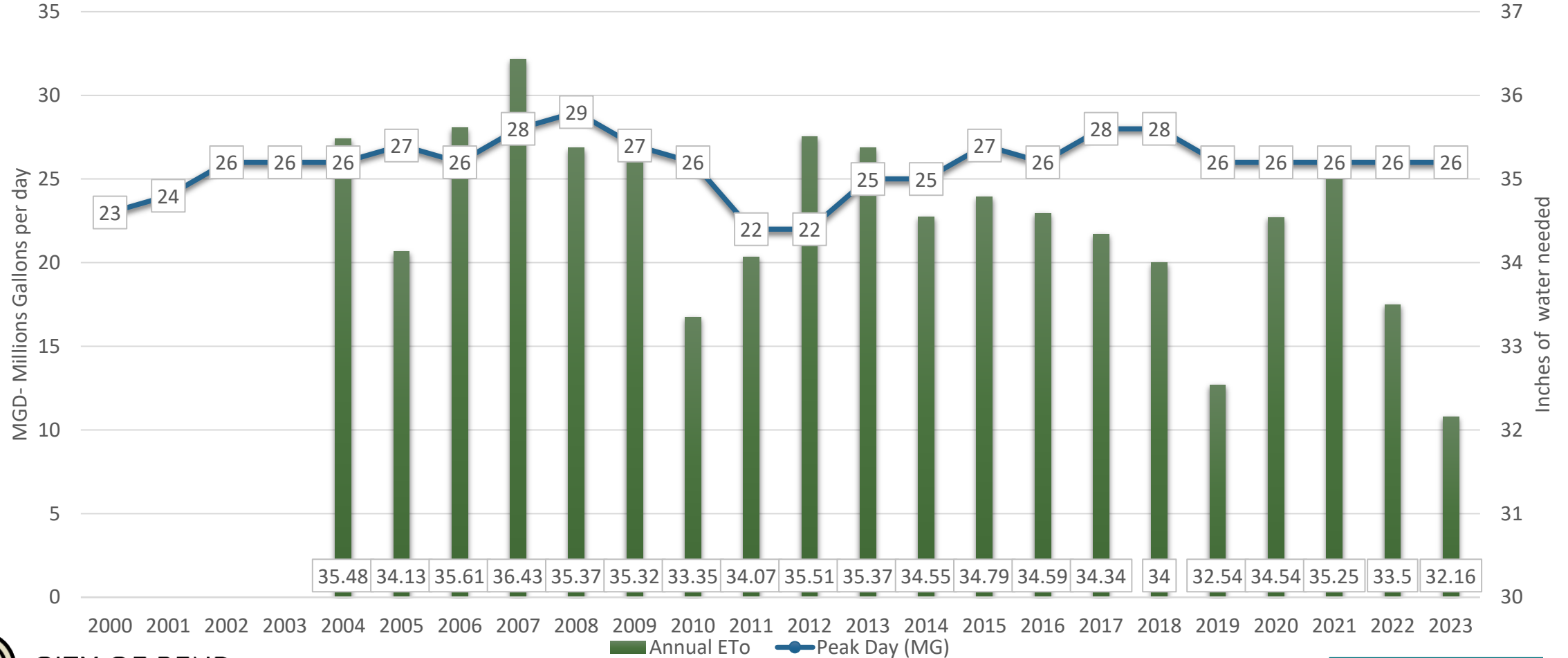


- Roll out
- Customer engagement
- Financials
- Future of Water resources
- Regulation



# Effects of conservation

City of Bend Water Production Summary Data 2000-2023  
Maximum Day Demand- Single Peak Day



CITY OF BEND

Year: 2000  
Connections: 14,500

Year: 2021  
Connections: 30,718



# Annual Water Production

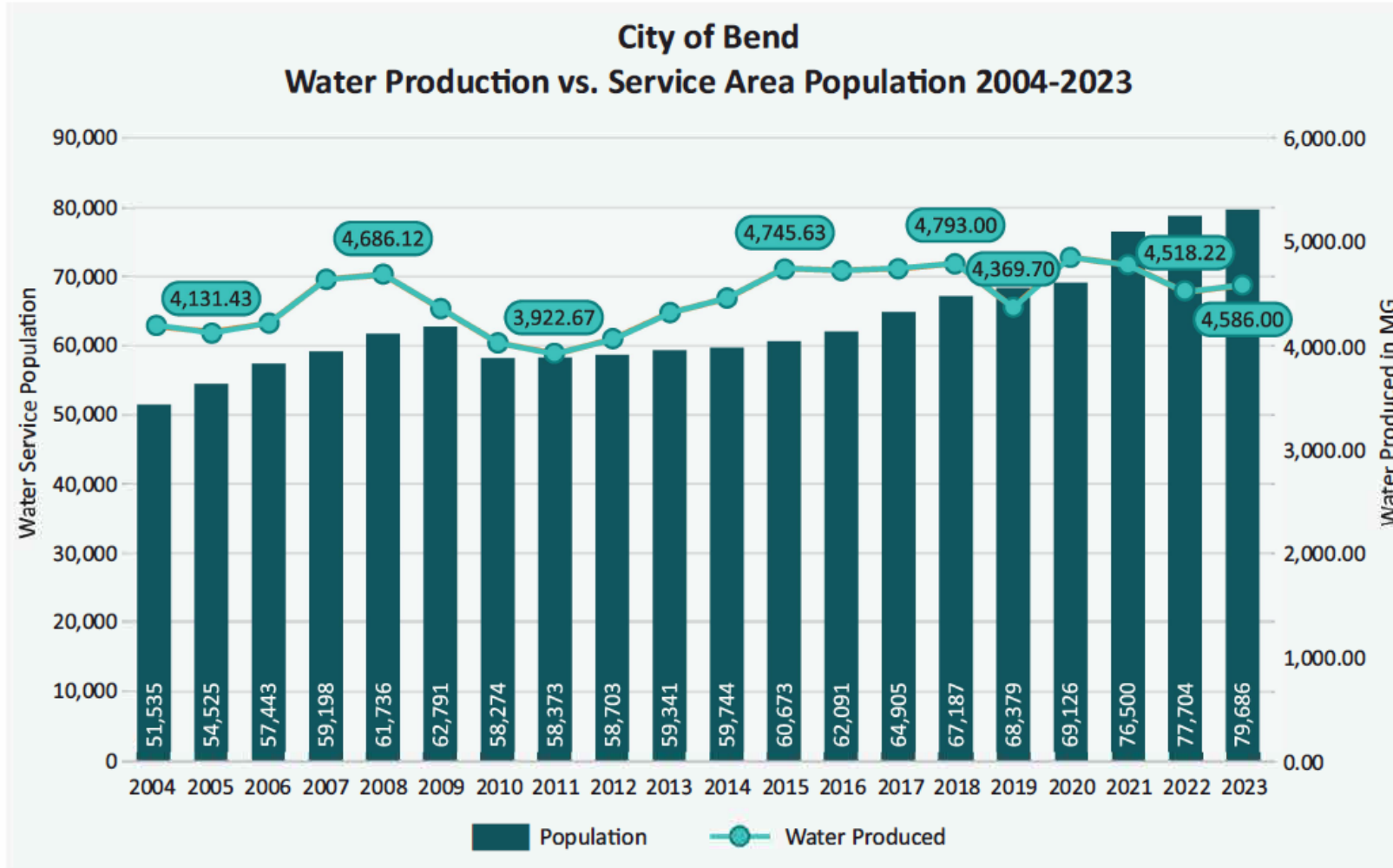


Fig. 1 - Total annual water production vs. service area population

# Individual Water Use - City of Bend Customers

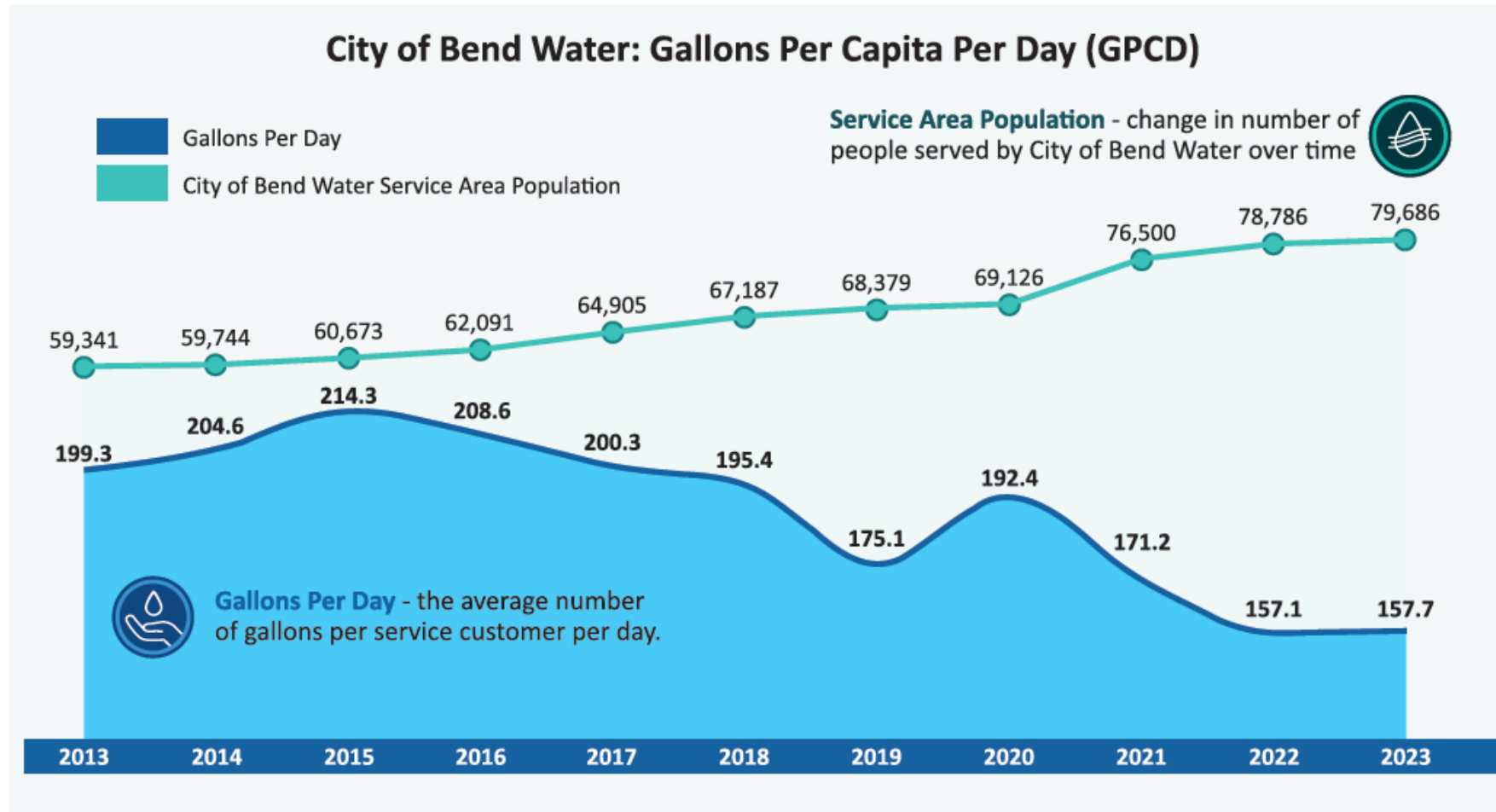


Fig. 2 - Gallons per capita per day GPCD vs. service area population

# Thank You

## Questions?

**[ddenning@bendoregon.gov](mailto:ddenning@bendoregon.gov)**





# **CITY OF REDMOND**

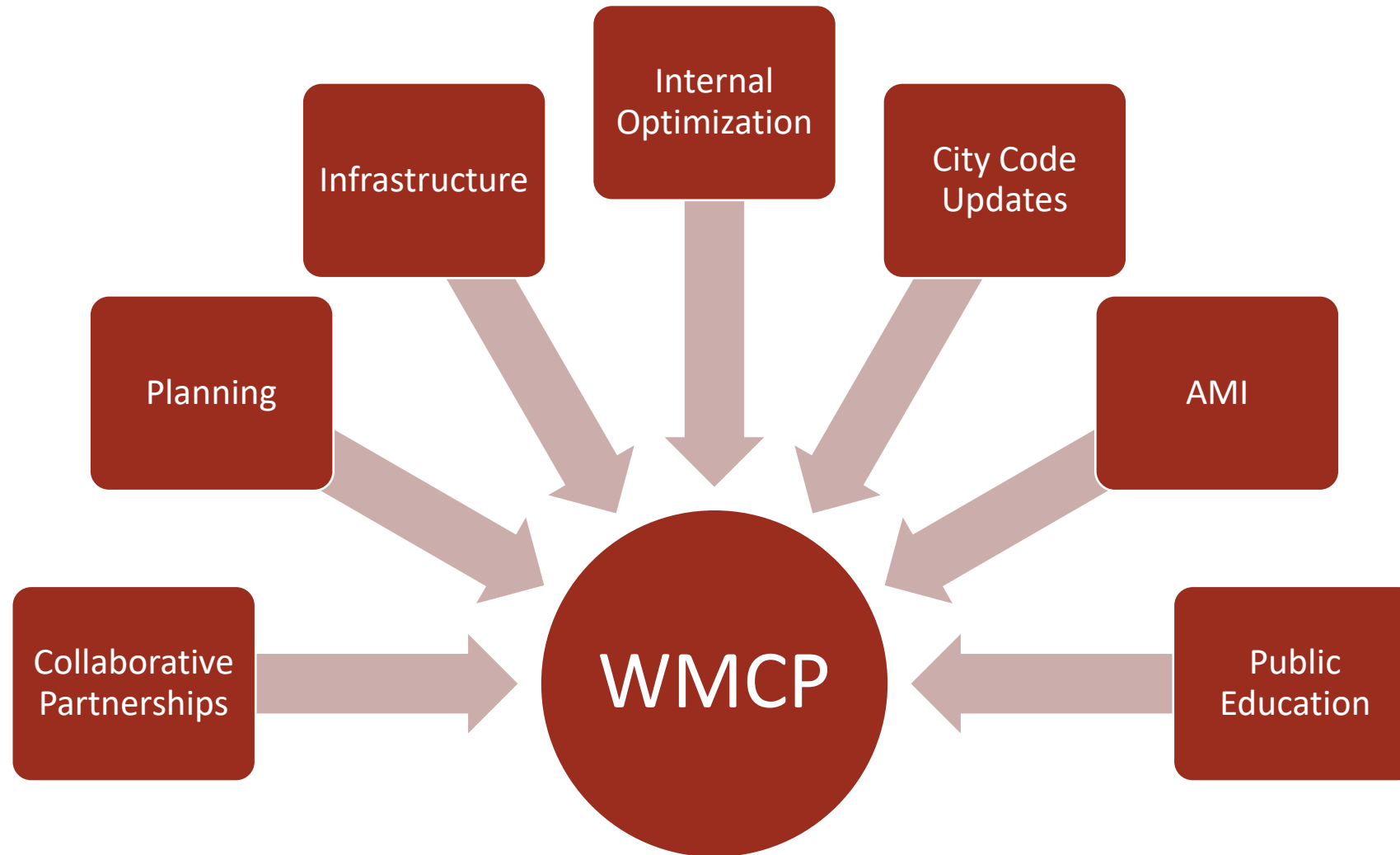
# **WATER CONSERVATION**

**LEAGUE OF OREGON CITIES: OCT 18, 2024**





# WATER MANAGEMENT AND CONSERVATION PLAN





# 24/25 PROGRAM OVERVIEW

## FY 24/25 INVESTMENTS \$500K



**COMMUNITY  
ENGAGEMENT**  
\$124K

**RATE STUDY AND  
INCENTIVES**  
\$94K

**PROJECTS &  
OPERATION**  
\$266K

**CODE  
DEVELOPMENT**  
Future Budgets

## PROJECT SCOPE

- Mailers, community events, utility billing messages, water reports, City website, social media, stakeholder coordination
- Water & Wastewater Rate Study to explore a tiered rate structure
- WaterWise Landscape Demonstration Projects; Parks Master Plan Update
- Code update informed by demonstration projects



# WATER CONSERVATION WORK PLAN & BUDGET IMPACTS

## 01 COMMUNITY ENGAGEMENT CAMPAIGN

- Special Projects & Natural Resources Program Manager
- Mailers, community events, utility billing messages, water reports, City website, social media, stakeholder coordination (\$36k)

Z

## 02 RATE STUDY & INCENTIVES

- Water & Wastewater Rate Study (\$90k) to explore a tiered rate structure
- Explore turf reduction incentives (future budgets)

\$

## 03 INFRASTRUCTURE PROJECTS & OPERATIONAL CONTROLS

- 15% reduction (-\$23k) to Parks irrigation
- WaterWise Landscape Demonstration Projects (\$200k); City Hall reserve
- Parks Master Plan Update – evaluate use of artificial turf & balance of developed vs. natural spaces (\$48k)

P

## 04 CODE UPDATES & ENFORCEMENT

- Future budgets
- Code update informed by demonstration projects

U







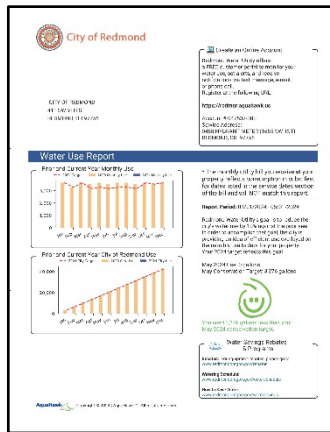
# WATER CONSERVATION OUTREACH

## PRIMARY OUTREACH

Direct Contact with **12,770**

**City Water Customers**

- Monthly Water Conservation Letter Inserts starting June 2024
- City Newsletter, Website & Social Media




## PUBLIC RELATIONS

- Press Releases
- HOA and Civic Discussions
- Earned Media Interviews
- Public Engagement Events
  - ✓ National Night Out
  - ✓ Annual Home & Garden Show
  - ✓ In-class Education RSD

Top Stories FOLLOW 4 Followers

City of Redmond says it's cut water use at parks, municipal facilities by about one-third: Here's how they did it







# INTERNAL OPTIMIZATION

**\$21,500**

**23%**

**12,068,195 GALLONS**

## EFFORTS INCLUDE:

- **INSTALLATION OF SMART SYSTEMS**
- **ROUTINE AUDITS AND MAINTENANCE**
- **UPGRADED INFRASTRUCTURE**





# **WATERWISE LANDSCAPE CONVERSIONS (PK2401)**

## **CONSTRUCTION PROJECTS**

**OCT 3 – DEC. 31, 2024**







*Goal: Water Conservation*

**01** CONSOLIDATING GENERAL REQUIREMENTS

**02** ADJUSTING COMMON AREAS, PARK TYPES

**03** SCREENING MATERIALS FROM VIEW

**04** REDUCING IRRIGATED TURF

**LANDSCAPE AMENDMENTS**





# EAST GATEWAY



# 25%

**TURF REDUCTION  
SCOPE:**

- HYDRAZONE PLANTINGS
- ROCK AND WOOD MULCH
- UPDATED IRRIGATION
- 18" PAVER





# WEST GATEWAY



# 50%

**TURF REDUCTION  
SCOPE:**

- **ROCK MULCH**
- **18" ROCK SET BACK**
- **UPDATED PLANTINGS**





# SOUTH GATEWAY



# 75%

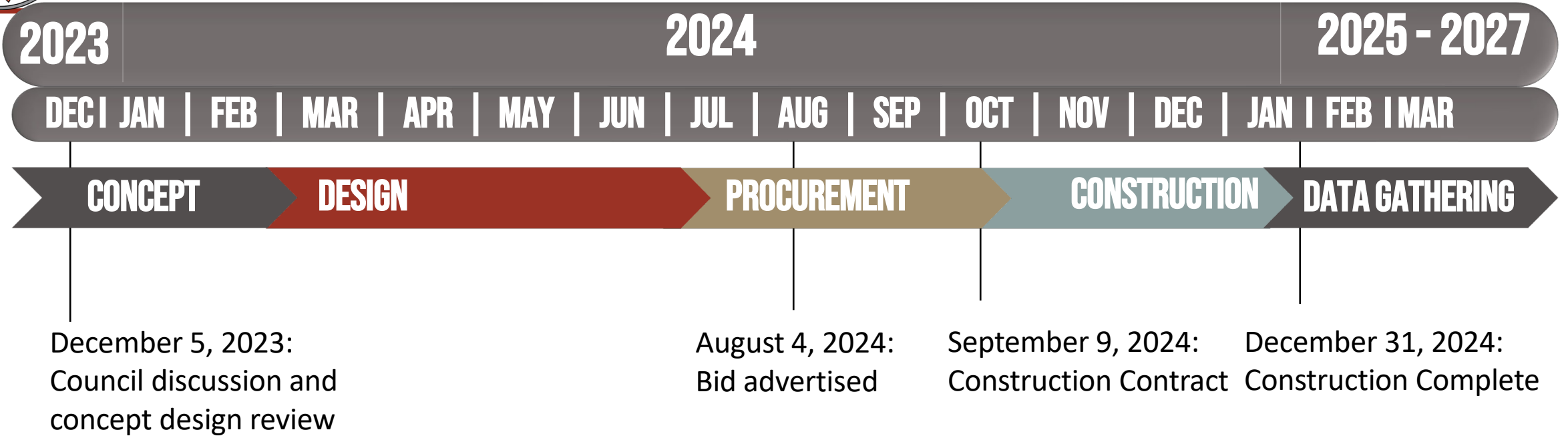
**TURF REDUCTION  
SCOPE:**

- **TURF ALTERNATIVE –  
MONOCULTURE**
- **NEW IRRIGATION**
- **18" PAVER**





# GATEWAY CONVERSION PROJECT – PROJECT BIDS



- **CITY’S ESTIMATE:** \$225,000.00
- **BID AWARD:** \$225,076.06
- **FUNDING SOURCES:** Transportation Capital Outlay





# DATA AND REPORTING

2025

2026

JAN | FEB | MAR | APR | MAY | JUN | JUL | AUG | SEP | OCT | NOV | DEC | JAN | FEB | MAR | APR | MAY | JUN | JUL | AUG | SEP | OCT | NOV | DEC

**YEAR ONE IRRIGATION SEASON**

**YEAR TWO IRRIGATION SEASON**

## First 6 months:

- Water savings data
- Plant establishment
- Public perception
- Cost savings

## 12 Months:

- Seasonal water efficiency
- Plant health and growth
- Maintenance adjustments

## Two Years:

- Comprehensive water savings report
- Landscape maturity
- Policy recommendations
- Public satisfaction and adoption







# Q & A





# WATER CONSERVATION ENGAGEMENT

MAY 24

JUNE 24

JULY 24

AUG 24

SEP 24

OCT 24

Watering Schedule, AquaHawk, Outdoor Rebate Program, Water Efficiency, Report Waste

Rebate impacts

Ways to save water outside

<p>Billing Message:</p> <ul style="list-style-type: none"> <li>• Watering Schedule</li> </ul>	<p>Billing Message:</p> <ul style="list-style-type: none"> <li>• Water Reports</li> </ul>	<p>Billing Message:</p> <ul style="list-style-type: none"> <li>• Report Waste</li> </ul>	<p>Billing Message:</p> <ul style="list-style-type: none"> <li>• Water Reports</li> </ul>	<p>Billing Message:</p> <ul style="list-style-type: none"> <li>• Rate Study Impacts</li> </ul>	<p>Billing Message:</p> <ul style="list-style-type: none"> <li>• Rate Study Impacts</li> </ul>
<p>Events:</p> <ul style="list-style-type: none"> <li>• Home &amp; Garden Show</li> <li>• Water Summit</li> <li>• Parks Master Plan</li> </ul>	<p>Events:</p> <ul style="list-style-type: none"> <li>• SW Neighborhood HOA Discussion</li> </ul>	<p>Events:</p> <ul style="list-style-type: none"> <li>• Music on the Green</li> </ul>	<p>Events:</p> <ul style="list-style-type: none"> <li>• NW Neighborhood HOA Discussion</li> </ul>	<p>Events:</p> <ul style="list-style-type: none"> <li>• Dry Canyon Neighborhood HOA Discussion</li> </ul>	<p>Events:</p> <ul style="list-style-type: none"> <li>• TBD</li> </ul>
<p>Social Media:</p> <ul style="list-style-type: none"> <li>• Water Schedule</li> <li>• Rebates</li> </ul>	<p>Social Media:</p> <ul style="list-style-type: none"> <li>• Video water schedule</li> <li>• WaterWise Planting</li> <li>• Report Waste</li> </ul>	<p>Social Media:</p> <ul style="list-style-type: none"> <li>• Register for AquaHawk</li> <li>• Water Schedule</li> <li>• Rebates</li> </ul>	<p>Social Media:</p> <ul style="list-style-type: none"> <li>• Check for leaks</li> <li>• Water Reports</li> <li>• WaterWise Construction Projects</li> </ul>	<p>Social Media:</p> <ul style="list-style-type: none"> <li>• Rebates</li> <li>• Rate Study</li> <li>• Water Efficiency</li> </ul>	<p>Social Media:</p> <ul style="list-style-type: none"> <li>• Fall Prep</li> <li>• Rate Study</li> </ul>
	<p>Direct Mail:</p> <ul style="list-style-type: none"> <li>• Post Card - Schedule</li> <li>• Water Report</li> </ul>	<p>Direct Mail:</p> <ul style="list-style-type: none"> <li>• Post Card - Reduce Waste</li> <li>• Water Reports</li> </ul>	<p>Direct Mail:</p> <ul style="list-style-type: none"> <li>• Post Card -AquaHawk</li> <li>• Water Reports</li> </ul>	<p>Direct Mail:</p> <ul style="list-style-type: none"> <li>• Water Reports</li> </ul>	<p>Direct Mail:</p> <ul style="list-style-type: none"> <li>• Water Reports</li> </ul>
<p>Press:</p> <ul style="list-style-type: none"> <li>• PSA Watering Schedule</li> <li>• Water Summit</li> </ul>	<p>Press:</p> <ul style="list-style-type: none"> <li>• PSA Rebates</li> </ul>		<p>Press:</p> <ul style="list-style-type: none"> <li>• PSA Water Schedule</li> </ul>	<p>Press:</p> <ul style="list-style-type: none"> <li>• Rate Study</li> <li>• WaterWise Projects</li> </ul>	<p>Press:</p> <ul style="list-style-type: none"> <li>• WaterWise Projects</li> </ul>





# WATER CONSERVATION ENGAGEMENT

NOV 24

DEC 24

JAN 25

FEB 25

MAR 25

APR 25

Winterization needs, Indoor Water Use

Rebate impacts

Rate Study

<p>Billing Message:</p> <ul style="list-style-type: none"> <li>• Winterization</li> </ul>	<p>Billing Message:</p> <ul style="list-style-type: none"> <li>• Indoor Conservation</li> </ul>	<p>Billing Message:</p> <ul style="list-style-type: none"> <li>• AquaHawk</li> </ul>	<p>Billing Message:</p> <ul style="list-style-type: none"> <li>• Indoor Conservation</li> </ul>	<p>Billing Message:</p> <ul style="list-style-type: none"> <li>• Spring Planting</li> </ul>	<p>Billing Message:</p> <ul style="list-style-type: none"> <li>• Water Schedule</li> </ul>
<p>Events:</p> <ul style="list-style-type: none"> <li>• TBD</li> </ul>	<p>Events:</p> <ul style="list-style-type: none"> <li>• TBD</li> </ul>	<p>Events:</p> <ul style="list-style-type: none"> <li>• TBD</li> </ul>	<p>Events:</p> <ul style="list-style-type: none"> <li>• State of the City</li> </ul>	<p>Events:</p> <ul style="list-style-type: none"> <li>• First Green</li> </ul>	<p>Events:</p> <ul style="list-style-type: none"> <li>• TBD</li> </ul>
<p>Social Media:</p> <ul style="list-style-type: none"> <li>• Winterization</li> <li>• Rate Study</li> <li>• Report waste</li> </ul>	<p>Social Media:</p> <ul style="list-style-type: none"> <li>• Video: Indoor Conservation</li> <li>• Winterization</li> </ul>	<p>Social Media:</p> <ul style="list-style-type: none"> <li>• Indoor conservation</li> </ul>	<p>Social Media:</p> <ul style="list-style-type: none"> <li>• Indoor conservation</li> <li>• Plan spring plantings</li> </ul>	<p>Social Media:</p> <ul style="list-style-type: none"> <li>• Rebates</li> <li>• Rate Study</li> <li>• Water Efficiency</li> </ul>	<p>Social Media:</p> <ul style="list-style-type: none"> <li>• Fall Prep</li> <li>• Rate Study</li> </ul>
	<p>Direct Mail:</p> <ul style="list-style-type: none"> <li>• Post Card - Schedule</li> <li>• Water Report</li> </ul>	<p>Direct Mail:</p> <ul style="list-style-type: none"> <li>• Water Reports</li> </ul>	<p>Direct Mail:</p> <ul style="list-style-type: none"> <li>• Water Reports</li> </ul>	<p>Direct Mail:</p> <ul style="list-style-type: none"> <li>• Water Reports</li> </ul>	<p>Direct Mail:</p> <ul style="list-style-type: none"> <li>• Water Reports</li> </ul>
<p>Press:</p> <ul style="list-style-type: none"> <li>• PSA Water Schedule &amp; Winterization</li> </ul>		<p>Press:</p> <ul style="list-style-type: none"> <li>• Rate Study Adoption</li> </ul>			<p>Press:</p> <ul style="list-style-type: none"> <li>• Water Schedule</li> </ul>





# 2024 WATER CONSERVATION ENGAGEMENT THEMES

## 01 FOLLOW OUR WATERING SCHEDULE

- April 1 to October 31, the City has a mandatory watering schedule.
- This schedule reduces demand on the City's infrastructure and supports water efficiency measures.

Z

## 02 MONITOR YOUR WATER USE

- Track your water report
- Register for AquaHawk
- Set water budgets
- Receive usage alert
- Set conservation goals

\$

## 03 PARTICIPATE IN OUR REBATE PROGRAM

- \$2 per nozzles for irrigation controllers
- Up to \$125 for weather-based irrigation controllers
- Up to \$70 for soil sensors
- Free water gauges

P

## 04 LOOK AT WAYS TO IMPROVE YOUR EFFICIENCY

- Install low-flow fixtures
- Indoor kits
- Use only what you and your landscapes need.

U







# APRIL 2024 – MAY 2025

## POLICYMAKER CONSIDERATIONS

2024

### APRIL 24

- COUNCIL INFORMAL
- BUDGET COMMITTEE

### MAY 2024

- BUDGET COMMITTEE
- COUNCIL CHECK-IN
- WATER SUMMIT

### JUNE 2024

- PARKS MASTER PLAN UPDATE

### AUGUST 2024

- WATERWISE CONSTRUCTION CONTRACT AWARD
- PRELIMINARY RATE STUDY RESULT

### SEPTEMBER 2024

- LOBBY – RECYCLED WATER MASTER PLAN
- CODE AMENDMENT CHECK-IN

### DECEMBER 2024

- PARKS MASTER PLAN ADOPTION

### MAY 2025

- BUDGET COMMITTEE

### APRIL 2025

- CODE AMENDMENTS

### FEBRUARY 2025

- RATE STUDY ADOPTION
- CODE AMENDMENT CHECK-IN



# ADHERE TO REDMOND WATERING SCHEDULE



**CITY OF REDMOND REQUIRED WATERING SCHEDULE**

**APRIL 1 TO OCTOBER 31**

**CUSTOMERS w/ ODD-NUMBERED ADDRESSES**

Schedule Watering on odd Days

**CUSTOMERS w/ EVEN-NUMBERED ADDRESSES**

Schedule Watering on Even Days

**WATERING WINDOW**

Must be done before 11:00 a.m. and/or after 4:00 p.m.

**NO WATERING PERMITTED**

No irrigation is allowed on the 31st of any month

**EXEMPTIONS**

There are a few exemptions to the City's watering schedule:

- Watering with a hose and spray nozzle
- New landscaping, up to 30 days after installation, with an approved variance from the City.

Online at

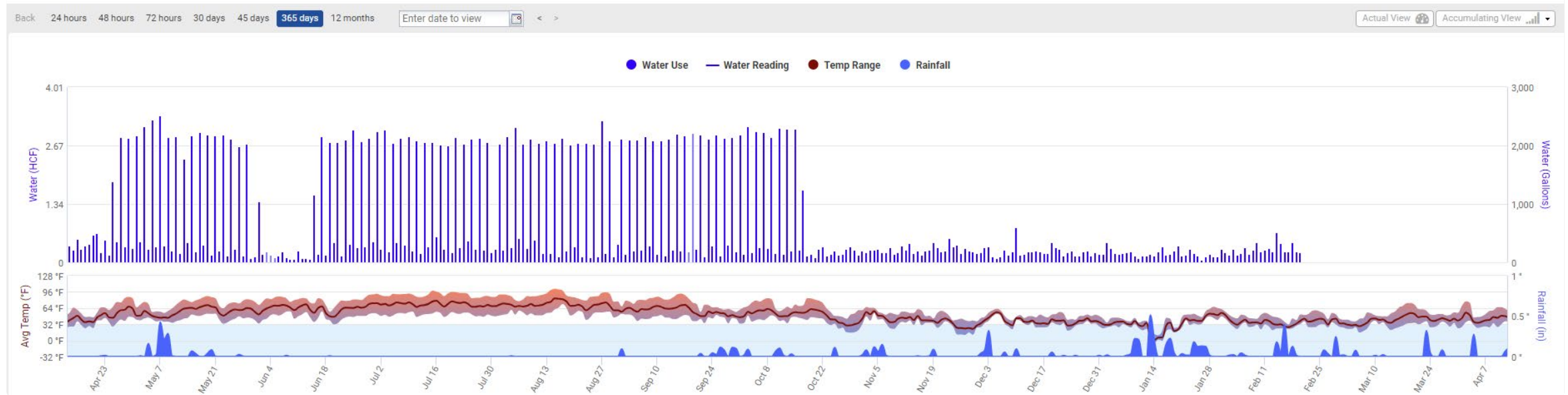


# MONITOR WATER USE

365  
DAYS

- Track your water usage
- Register for AquaHawk
- Set water thresholds
- Receive usage alert
- Set conservation goals

Last 365 Days (Fri Apr 14, 2023 - Fri Apr 12, 2024)



Register Online at



# REBATES FOR **WATER** CONSERVATION

CITY PROVIDES REBATES FOR QUALIFIED  
OUTDOOR IRRIGATION SYSTEM UPDATES

- 01** Rotating Sprinkler Heads - Up to \$2 per head (up to 20 heads)
- 02** Soil Moisture Sensor - Up to \$70 to measure soil moisture
- 03** Weather-based Irrigation Controller - Up to \$125 to update your irrigation controller
- 04** *FREE* outdoor watering gauges, water-efficient showerheads and faucet aerators, and toilet tank displacement bags



Online at [WWW.REDMONDOREGON.GOV/REBATES](http://WWW.REDMONDOREGON.GOV/REBATES)





# IMPROVE YOUR **WATER** EFFICIENCY



**Install low-flow fixtures and high efficiency appliances**



**Follow the watering schedule**



**Use only what you and your landscapes need.**



**Learn more ways to realize water savings on our City website.**



Online at [WWW.REDMONDREGON.GOV/WATERSAVINGS](http://WWW.REDMONDREGON.GOV/WATERSAVINGS)